

Instruction for Pepsinogen II (PGII) QC

【Product Name】

Pepsinogen II (PGII) QC

【Package Specification】

QC(N) 0.2ml/bottle × 2

QC(H) 0.2ml/bottle × 2

【Intended Use】

PGII QC is designed for quality control of Pepsinogen II (PGII) detection by in vitro immune diagnostic system.

【Precaution】

This product is only used for in vitro diagnosis. Dispose the reagents according to the usual laboratory precautions.

Absorb the required amount for each use, and the remaining samples should not be returned to the original bottle.

If the quality control product is contaminated, the stability of the components will be decreased, it should be stop using and a new quality control product should be selected.

【Main Composition】

[Pepsinogen II \(PGII\)](#)

[PGII antigen](#)

【Storage and Stability】

The sealed detection kit can be stored at 2-8℃ for 12 months. Do not freeze. Once opened, the reagents stored at 2-8℃ are stable for 30 days.

【Instructions for use】

The quality control product is liquid ready-to-use type. The usage is as follows:

1. Remove bottles from the refrigerator(2-8℃) and allow to warm to room temperature for 5-10 minutes before mixing.
2. Gently invert at least 3 times before sampling, but avoid bubbles.
3. Open the bottle carefully to avoid ejecting the contents.
4. After sampling, cover the bottle cap as soon as possible and store it in a sealed condition of 2 ~ 8℃ in time.









For specific usage, please refer to the corresponding kit instruction.

【Assignment】

Assigned the quality control product in the company laboratory, using kit and specific protein analyzer, the methodology was Nephelometry.

The assignment result is shown on the QC bottle label.

【Icon Illustration】

	Date of manufacture		Volume
	In vitro diagnostic medical device		Catalogue number
	Biological risks		Batch code
	Use-by date		Temperature limit

【Training information】

Please refer to the training manual.

【Help information】

If you need help please contact after sales.

【Trouble shooting】

Please contact after sales.